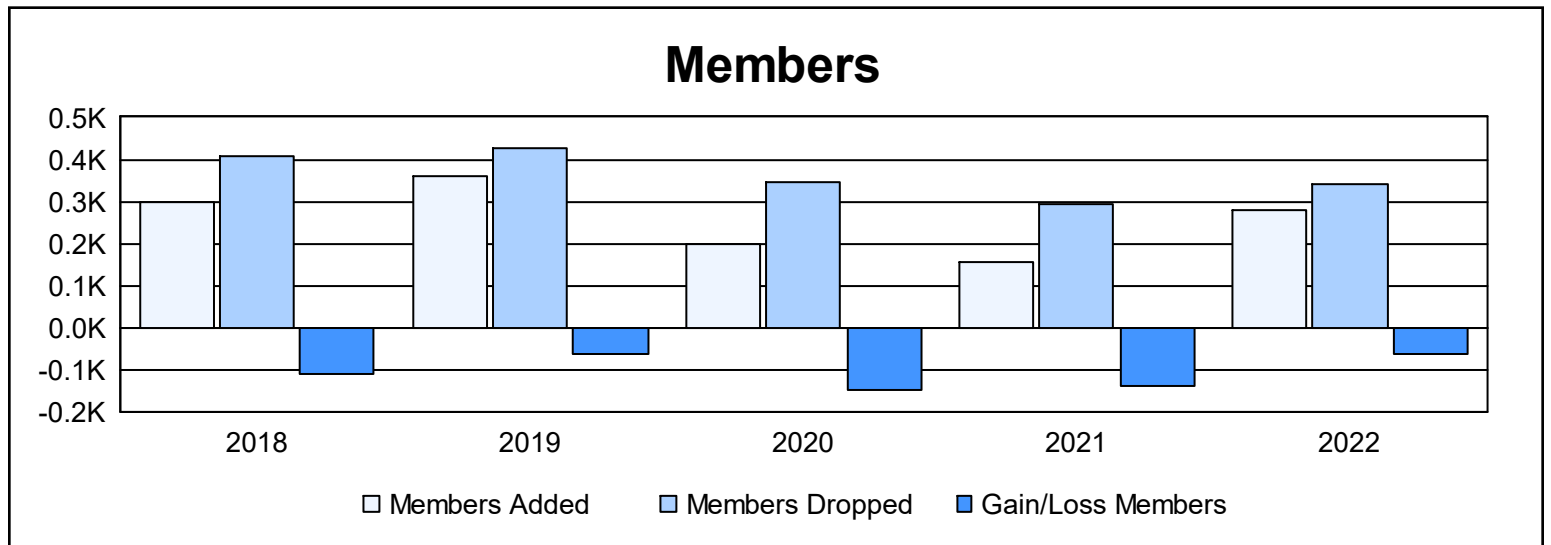
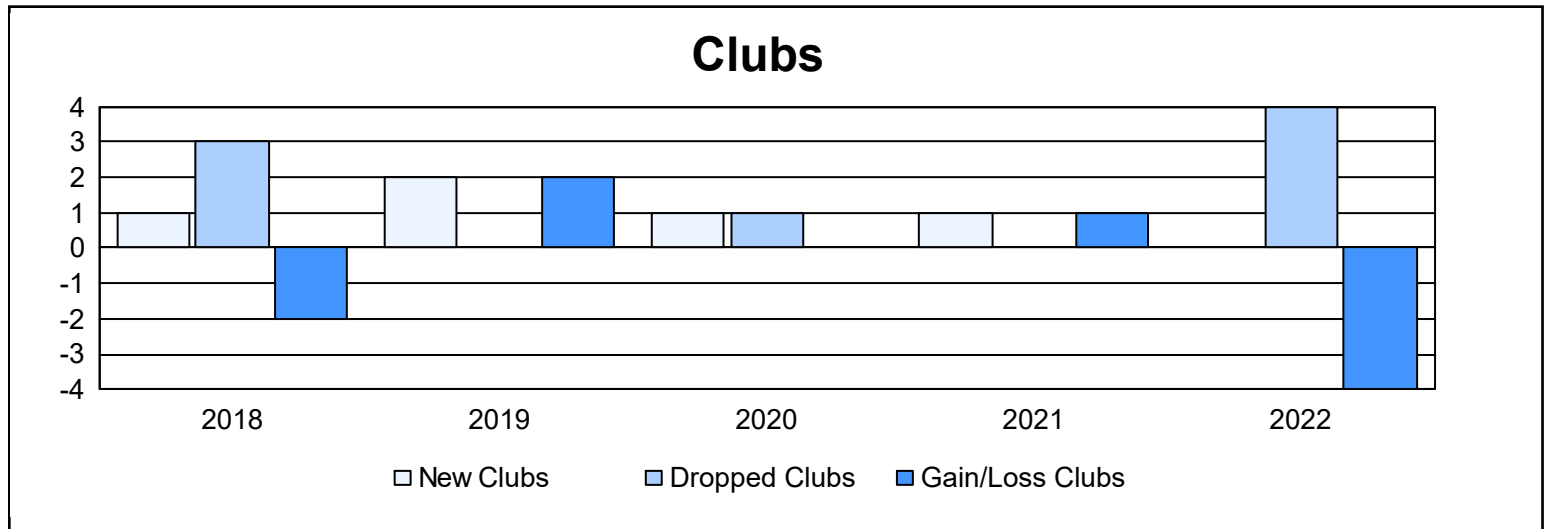
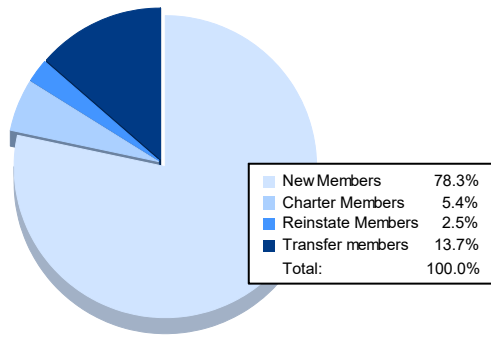


Year	New Clubs	Dropped Clubs	Gain/ Loss Clubs	New Members	Charter Members	Reinstate Members	Transfer Members	Total Member Added	Total Members Dropped	Gain/ Loss Members
2017-2018	1	3	-2	249	23	12	15	299	408	-109
2018-2019	2	0	2	266	45	11	40	362	427	-65
2019-2020	1	1	0	144	25	7	20	196	346	-150
2020-2021	1	0	1	105	21	12	16	154	294	-140
2021-2022	0	4	-4	217	15	7	38	277	339	-62
<b>Average</b>	<b>1</b>	<b>2</b>	<b>-1</b>	<b>196</b>	<b>26</b>	<b>10</b>	<b>26</b>	<b>258</b>	<b>363</b>	<b>-105</b>



### Membership Composition June 2022 Cumulative



### Gender Composition June 2022 Cumulative

